



NOME: \_\_\_\_\_ DATA: \_\_\_\_ / \_\_\_\_ / \_\_\_\_


## ATIVIDADE DE LÍNGUA INGLESA (2º ANO)



VAMOS ASSISTIR UM VIDEO?

THE SCHOOL OBJECTS.

<https://www.youtube.com/watch?v=LJDfhznlgHM>



SCHOOLBAG



PENCIL CASE



NOTEBOOK



BOOK



PENCIL



PEN



SCISSORS



CRAYON



RULER



SHARPENER



ERASER



GLUE





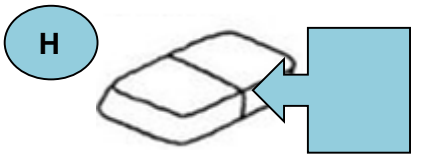

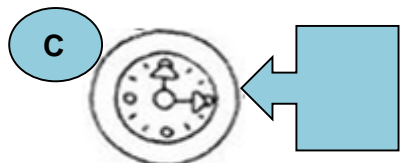

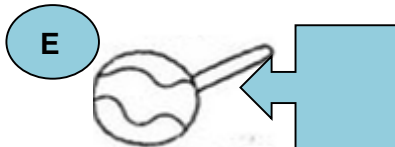


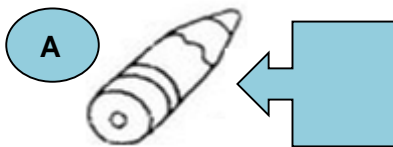
NOME: \_\_\_\_\_ DATA: \_\_\_\_ / \_\_\_\_ / \_\_\_\_

**ATIVIDADE DE LÍNGUA INGLESA (2º ANO)**

**VAMOS CONTAR?**



CIRCULE OS **SCHOOL OBJECTS** NO DESENHO,  
CONTE E ESCREVA SUA QUANTIDADE !



**OBSERVAÇÃO:** O EXERCÍCIO ACIMA PODE SER RESPONDIDO NO CADERNO.



NOME: \_\_\_\_\_ DATA: \_\_\_\_ / \_\_\_\_ / \_\_\_\_



**ATIVIDADE DE LÍNGUA INGLESA (2º ANO)**  
**VAMOS PRATICAR?**  
ENCONTRE E CIRCULE OS **SCHOOL OBJECTS**  
ABAIXO NO CAÇA-PALAVRAS!

RULER	PAPER	CRAYONS	GLUE
ERASER	SCISSORS	BOOK	PENCIL



**OBSERVAÇÃO:** O EXERCÍCIO ACIMA PODE SER FEITO ONLINE. PARA JOGAR SELECIONE A PRIMEIRA E A ÚLTIMA LETRA DA PALAVRA QUE ENCONTROU.

<https://www.esolcourses.com/uk-english/beginners-course/unit-2/classroom-objects/word-search.html>











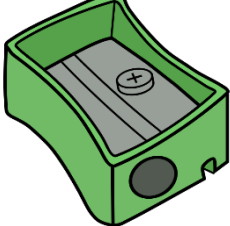
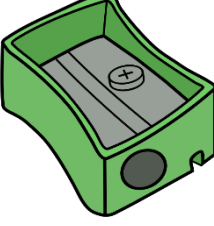


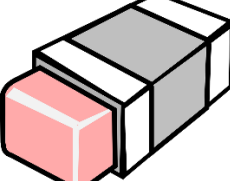
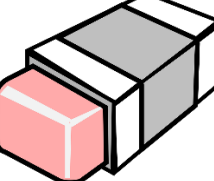


NOME: \_\_\_\_\_ DATA: \_\_\_\_ / \_\_\_\_ / \_\_\_\_



**ATIVIDADE DE LÍNGUA INGLESA (2º ANO)**  
**VAMOS CRIAR?**

ESCREVA OS NOMES DOS **SCHOOL OBJECTS** , CORTE TODOS OS QUADRADINHOS E BRINQUE DE JOGO DA MEMÓRIA!

 -----	 -----	 -----	 -----
 -----	 -----	 -----	 -----
 -----	 -----	 -----	 -----
 -----	 -----	 -----	 -----

OBSERVAÇÃO: O JOGO DA MEMÓRIA PODE SER JOGADO ONLINE  
<https://matchthememory.com/classroomobjects8>





NOME: \_\_\_\_\_

DATA: \_\_\_\_ / \_\_\_\_ / \_\_\_\_



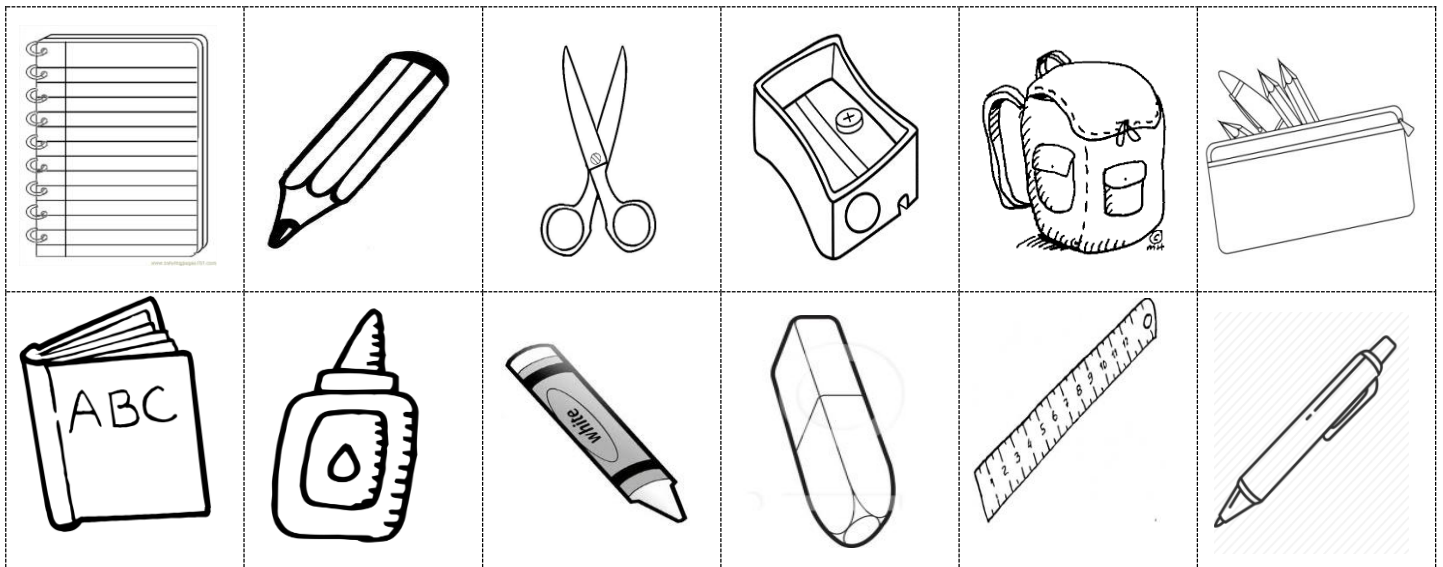
**ATIVIDADE DE LÍNGUA INGLESA (2º ANO)**

**VAMOS PRATICAR?**



**PINTE , CORTE TODOS OS QUADRADINHOS E COLE NO LUGAR CORRETO!**

PENCIL	SCISSORS	ERASER	NOTEBOOK
RULER	BOOK	SCHOOLBAG	PENCIL CASE
GLUE	SHARPENER	CRAYON	PEN



**OBSERVAÇÃO:** A ATIVIDADE ACIMA PODE SER FEITA NO CADERNO. COPIE A TABELA COM AS PALAVRAS E DESENHE OS **SCHOOL OBJECTS** NOS LUGARES CORRETOS.