


Escola: _____

Data: _____ Turma: _____

Aluno: _____

FIGURAS GEOMÉTRICAS

CUBRA OS PONTILHADOS E PINTE BEM BONITO.



Escola: _____

Data: _____ Turma: _____

Aluno: _____

Com um traço ligue as figuras aos nomes corretos.

Pinte as imagens e os retângulos com lápis colorido.



QUADRADO



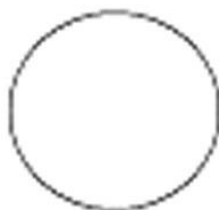
RETÂNGULO



CIRCULO



ESTRELA



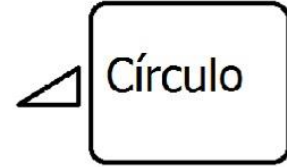

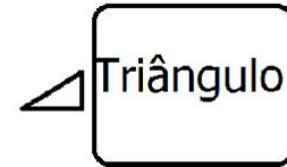

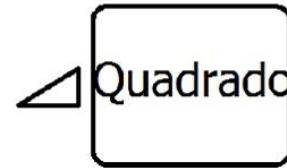
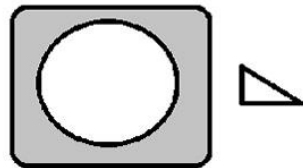
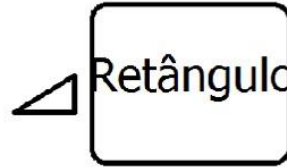
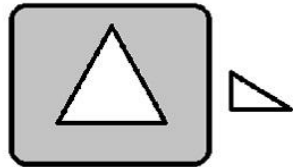
TRIANGULO

Escola: _____

Data: _____ Turma: _____




Aluno: _____

1- Ligue as formas ao nome correto.



2- Leia e desenha:


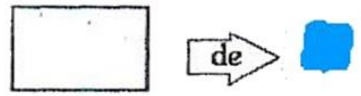
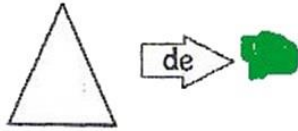
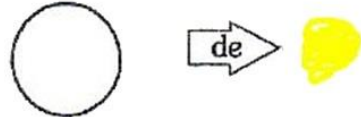
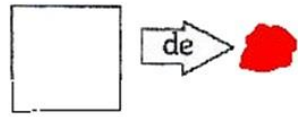
Círculo, quadrado, retângulo, triângulo



Escola: _____

Data: _____ Turma: _____

Aluno: _____

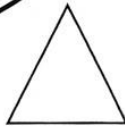



Escola: _____


Data: _____ Turma: _____

Aluno: _____


PINTE AS FIGURAS GEOMÉTRICAS DE ACORDO COM A LEGENDA.




VERDE



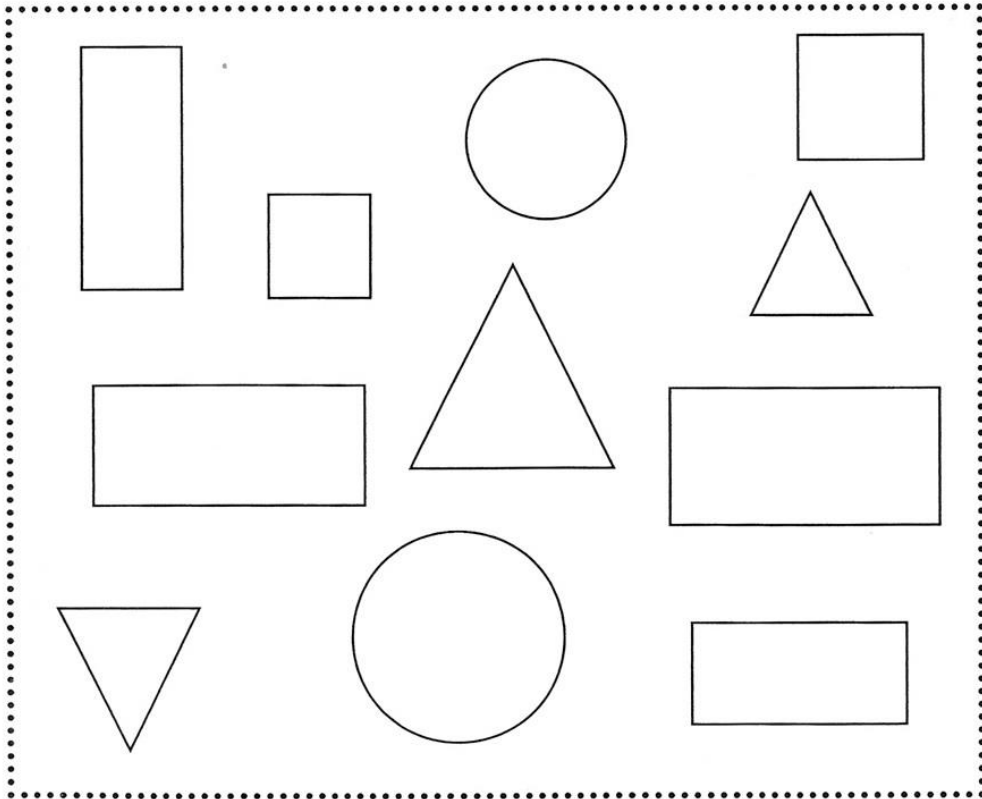
AZUL



VERMELHO



AMARELO




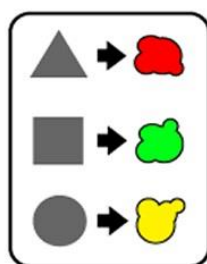
Escola: _____

Data: _____ Turma: _____

Aluno: _____

PINTE AS FORMAS

Vamos pintar as formas geométricas? Encontre os triângulos e pinte-os de vermelho, os quadrados de verde e os círculos de amarelo.




Escola: _____

Data: _____ Turma: _____

Aluno: _____

- PINTE AS FORMAS DE ACORDO
COM A COR INDICADA.



Escola: _____

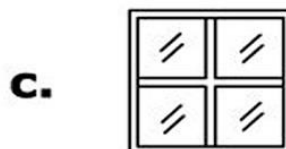
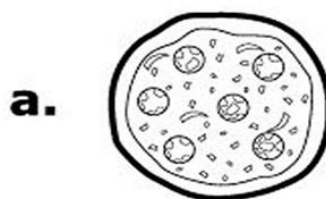

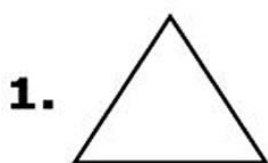
Data: _____ Turma: _____

Aluno: _____

RELACIONE

-Instruções:

Ligue os objetos a suas formas correspondentes ! Boa diversão!



Resposta: 1 d; 2 c; 3 a; 4 b