

Escola: \_\_\_\_\_

Data: \_\_\_\_\_

Turma: \_\_\_\_\_

**SOESCOLA.COM**

Aluno: \_\_\_\_\_




## FORMAS GEOMÉTRICAS

### A DIVINHAÇÃO DAS FIGURAS GEOMÉTRICAS


QUEM SOU EU?

⇒ TENHO QUATRO LADOS IGUAIS.  
SOU SEU AMIGO.  
PODE-SE FAZER VÁRIOS DESENHOS  
COMIGO.  
SOU O



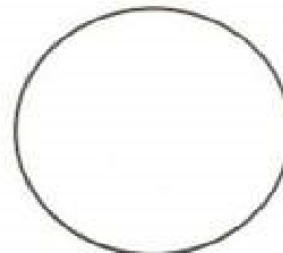
QUADRADO

⇒ SOU LEGAL PARA BRINCAR.  
TENHO TRÊS LADOS.  
VOCÊ QUER ME DESENHAR?  
SOU O



TRIÂNGULO

⇒ SOU REDONDO COMO BOLA.  
NÃO ME CONFUNDA COM MOLA.  
SOU O



CÍRCULO

⇒ SOU ASSIM:  
DOIS LADOS PEQUENOS,  
E DOIS MAIORES.  
FAÇA UM X EM MIM:



RETÂNGULO

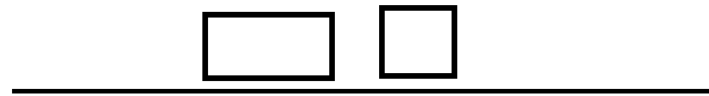
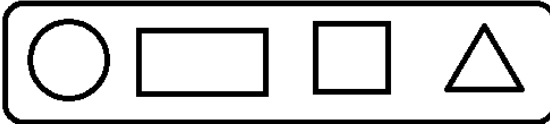
Escola: \_\_\_\_\_

Data: \_\_\_\_\_ Turma: \_\_\_\_\_

**SOESCOLA.COM**

Aluno: \_\_\_\_\_

### 3- Observe as séries e complete



Escola: \_\_\_\_\_

Data: \_\_\_\_\_ Turma: \_\_\_\_\_

**SOESCOLA.COM**

Aluno: \_\_\_\_\_



## FORMAS GEOMÉTRICAS

**D** ESENHANDO COM AS FORMAS GEOMÉTRICAS!



➔ AGORA RESPONDA:

- A) QUANTOS SÃO OS QUADRADOS?
- B) QUANTOS SÃO OS RETÂNGULOS?
- C) QUANTOS SÃO OS TRIÂNGULOS?
- D) QUANTOS SÃO OS CÍRCULOS?

**NO SEU CADERNO, CRIE OUTROS DESENHOS COM AS FIGURAS GEOMÉTRICAS ESTUDADAS.**

Escola: \_\_\_\_\_  
Data: \_\_\_\_\_ Turma: \_\_\_\_\_ **SOESCOLA.COM**  
Aluno: \_\_\_\_\_

# LIGA-PONTOS

COMPLETE O PALHACINHO LIGANDO OS PONTOS DO 1 AO 8.


PINTE AS FORMAS:

 AMARELO

 AZUL

 VERDE

 VERMELHO



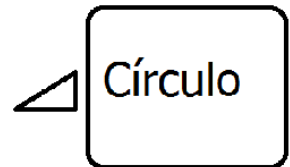

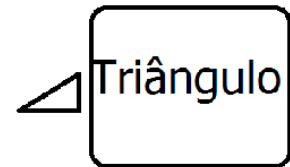
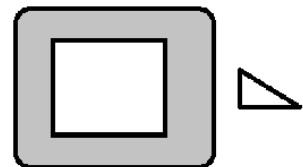
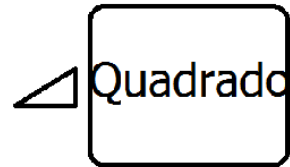

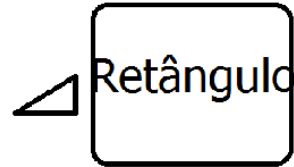
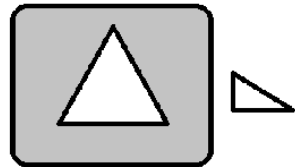
Escola: \_\_\_\_\_

Data: \_\_\_\_\_ Turma: \_\_\_\_\_

**SOESCOLA.COM**

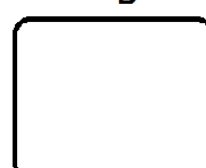
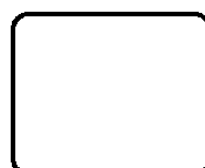
Aluno: \_\_\_\_\_

1- Ligue as formas ao nome correto.



2- Leia e desenhe:

Círculo, quadrado, retângulo, triângulo




Escola: \_\_\_\_\_

Data: \_\_\_\_\_ Turma: \_\_\_\_\_

**SOESCOLA.COM**

Aluno: \_\_\_\_\_

CASCÃO ESTÁ SEGURANDO UM CÍRCULO E QUER DESCOBRIR QUE  
OUTROS OBJETOS TÊM ESSA MESMA FORMA.  
VAMOS AJUDÁ-LO PINTANDO ESSES OBJETOS.



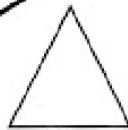
Escola: \_\_\_\_\_

Data: \_\_\_\_\_ Turma: \_\_\_\_\_

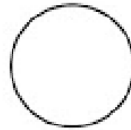
**SOESCOLA.COM**

Aluno: \_\_\_\_\_


PINTE AS FIGURAS GEOMÉTRICAS DE ACORDO COM A LEGENDA.




VERDE



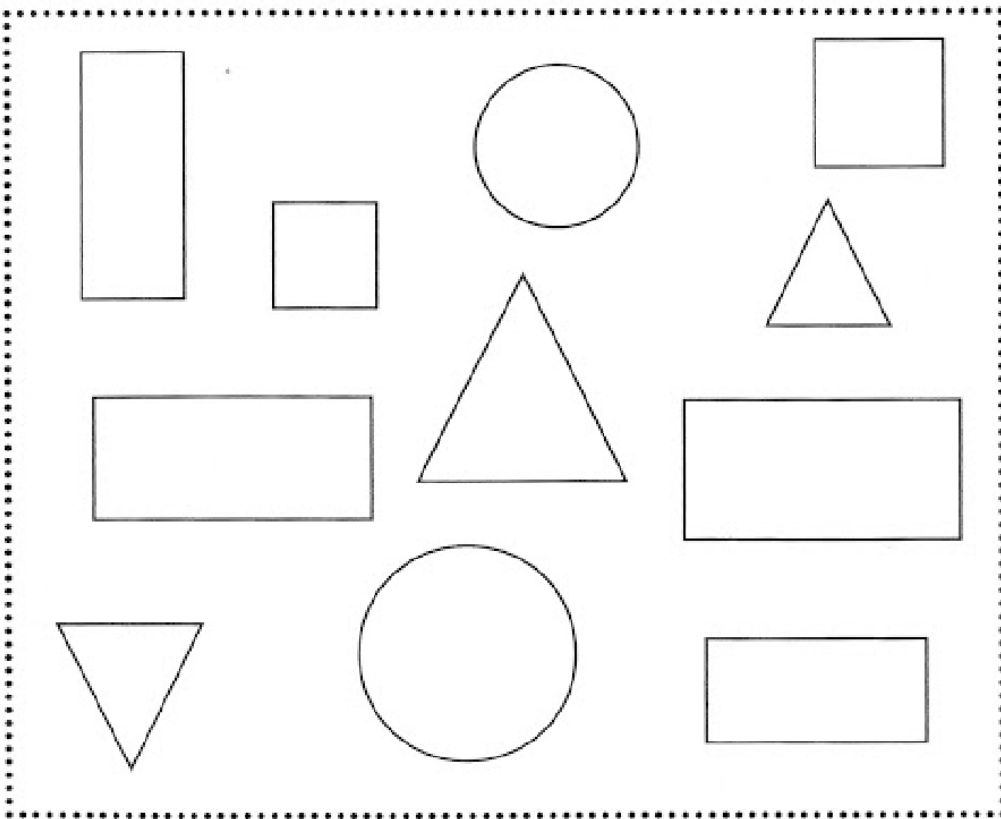
AZUL



VERMELHO



AMARELO




Escola: \_\_\_\_\_

Data: \_\_\_\_\_ Turma: \_\_\_\_\_

**SOESCOLA.COM**

Aluno: \_\_\_\_\_


## Formas Geométricas



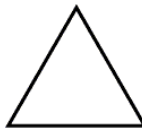
**Círculo**




**Quadrado**



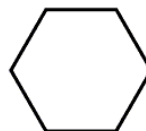
**Retângulo**



**Triângulo**




**Losango**




**Hexágono**

## Formas Geométricas



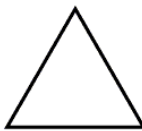
**Círculo**




**Quadrado**



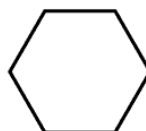
**Retângulo**



**Triângulo**



**Losango**



**Hexágono**



Escola: \_\_\_\_\_

Data: \_\_\_\_\_ Turma: \_\_\_\_\_


**SOESCOLA.COM**

Aluno: \_\_\_\_\_

VAMOS CONHECER O RETÂNGULO?

OLHE PARA SUA SALA DE AULA E IDENTIFIQUE OBJETOS QUE SE PAREÇAM COM ELE.

AGORA, AJUDE A MÔNICA A DESCOBRIR OS RETÂNGULOS E PINTE-OS DE VERDE.



Escola: \_\_\_\_\_

Data: \_\_\_\_\_ Turma: \_\_\_\_\_

**SOESCOLA.COM**

Aluno: \_\_\_\_\_

# FORMAS GEOMÉTRICAS



## USANDO AS FIGURAS GEOMÉTRICAS

➔ **USANDO AS FIGURAS GEOMÉTRICAS DESENHE:**

CASA	PEIXE	BARCO
LÁPIS	TREM DE FERRO	LIVRE

➔ **AGORA, VAMOS COLORIR OS DESENHOS QUE VOCÊ FEZ, DE ACORDO COM A LEGENDA ABAIXO?**

- CÍRCULOS - VERMELHOS
- QUADRADOS - VERDES
- RETÂNGULOS - AMARELOS
- TRIÂNGULOS - AZUIS



➔ **DESENHE O QUE SE PEDE:**

CÍRCULOS PEQUENOS	QUADRADOS MÉDIOS	RETÂNGULOS GRANDES	QUADRADOS PEQUENOS

Escola: \_\_\_\_\_

Data: \_\_\_\_\_ Turma: \_\_\_\_\_

**SOESCOLA.COM**

Aluno: \_\_\_\_\_

## FORMAS GEOMÉTRICAS

CAPRICHE NA PINTURA DO TRENZINHO, SEGUINDO A LEGENDA.

